



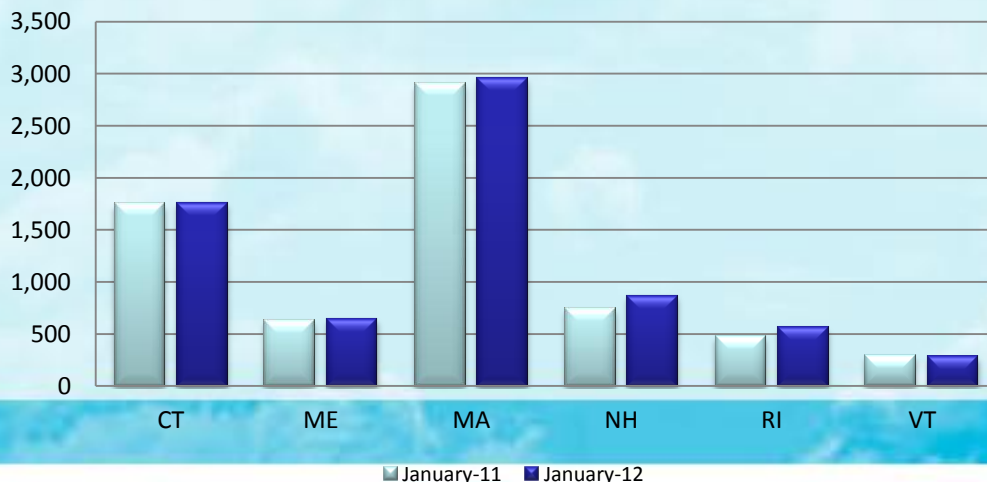
Housing Report



MARKET OVERVIEW

The RE/MAX of New England *January* Monthly Housing Report shows that year-over-year, the number of unit sales in every state in New England, except Vermont, is slightly higher than January 2011. New Hampshire and Rhode Island experienced the highest change in units sold with an increase of 16.8% and 17.8%, respectively. While the number of transactions remain relatively flat, prices continue to dip in every state in New England. "The slight uptick in sales is encouraging as it means buyers are active in the market, however, we are still trying to find a balance between buyer expectations and market realities when it comes to pricing," said Jay Hummer, Executive Vice President, RE/MAX of New England.

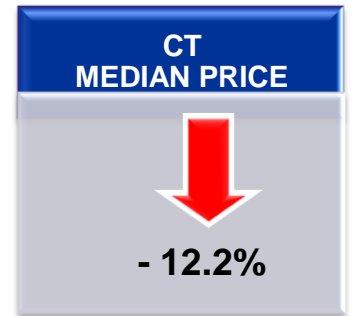
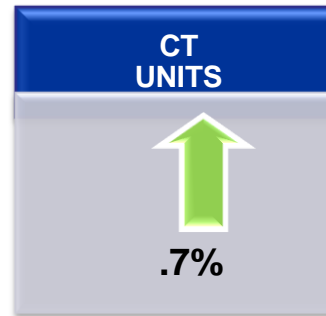
New England Units Sold



State Watch

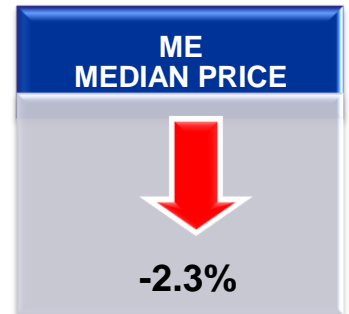

CONNECTICUT

Date	Units	Inventory	DOM	Median Price
Jan-12	1,758	24,703	117	\$232,500
Jan-11	1,746	27,189	115	\$264,875



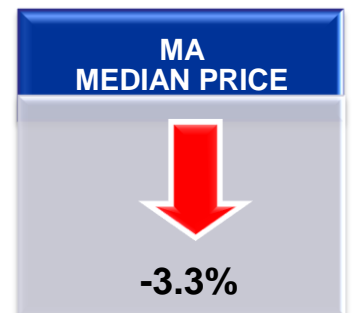

MAINE

Date	Units	Inventory	DOM	Median Price
Jan-12	647	15,012	172	\$155,000
Jan-11	630	15,341	161	\$158,650



MASSACHUSETTS

Date	Units	Inventory	DOM	Median Price
Jan-12	2,962	28,348	116	\$260,000
Jan-11	2,905	30,368	110	\$269,000



NEW HAMPSHIRE

Date	Units	Inventory	DOM	Median Price
Jan-12	869	12,236	150	\$180,000
Jan-11	744	9,651	160	\$185,000

NH
UNITS



16.8%

NH
MEDIAN PRICE



-2.7%

RHODE ISLAND

Date	Units	Inventory	DOM	Median Price
Nov-11	563	6,181	117	\$175,000
Nov-10	478	6,779	112	\$199,500

RI
UNITS



17.8%

RI
MEDIAN PRICE



-12.3%

VERMONT

Date	Units	Inventory	DOM	Median Price
Jan-12	287	7,455	209	\$180,900
Jan-11	294	5,623	181	\$189,000

VT
UNITS



- 2.4%

VT
MEDIAN PRICE



- 4.3%



8 Strathmore Road
Natick, MA 01760
508.655.9400
www.remax.com
www.remax-newengland.com

About RE/MAX of New England, Inc

Since its inception in 1985, RE/MAX of New England has grown to over 230 offices and nearly 3,000 sales associates throughout Connecticut, Maine, Massachusetts, New Hampshire, Rhode Island and Vermont, providing residential and commercial real estate services. Read more about the industry at the RE/MAX of New England site at www.remax-newengland.com and follow us on Twitter at @REMAXNE. RE/MAX is proud to help raise millions of dollars and support charitable organizations like Susan G. Komen For the Cure and Children's Miracle Network Hospitals.

DEFINITIONS

Transactions are the total number of closed residential (Single Family and Condo) transactions during the given month. Month's Supply of Inventory is the total number of residential properties listed for sale at the end of the month (active inventory) divided by the number of sales contracts signed (pending) during the month. Days on Market is the number of days that pass from the time a property is listed until the property goes under contract for all residential properties sold during the month. Median Sales Price is the median price of all residential properties sold during the month.

MLS data is provided by contracted data aggregators, RE/MAX brokerages and regional offices. While MLS data is believed to be accurate, it cannot be guaranteed. MLS data is constantly being updated, making any analysis a snapshot at a particular time. Every month the RE/MAX of New England Housing Report re-calculates the previous period's data to ensure accuracy over time. All raw data remains the intellectual property of each local MLS organization.