



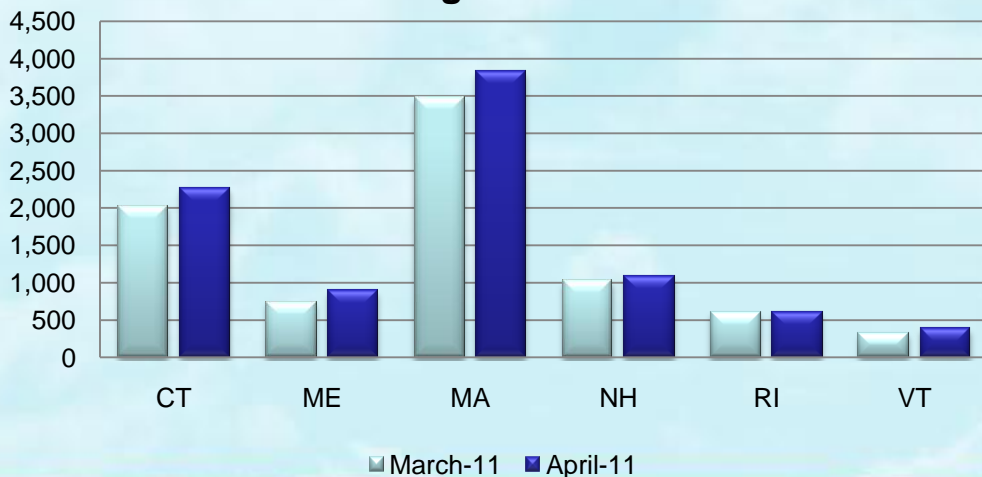
Housing Report



MARKET OVERVIEW

Spring is in full bloom as New England experienced month-over-month growth of +10.9% with each state making a positive contribution. The granite state of New Hampshire is the only state that has shown consistent month-over-month growth since January. While sales have not bounced back to 2010 levels, increased inventory, higher prices are all signs of a recovering market and strong spring. *“Prices are still very affordable,”* said Jay Hummer, Executive Vice President of RE/MAX of New England *“Whether you’re a first time home buyer or investor, the spring housing market is filled with opportunity.”*

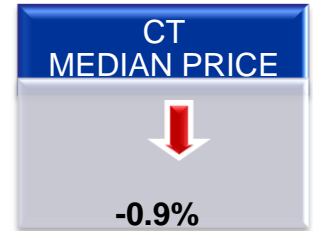
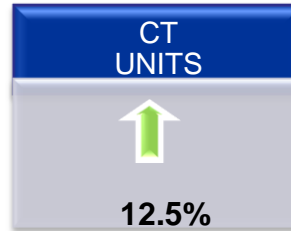
New England Units Sold



State Watch

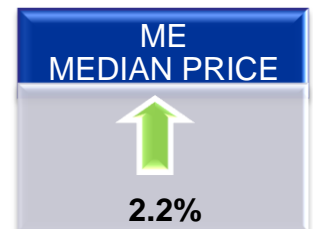

CONNECTICUT

Date	Units	Inventory	DOM	Median Price
Apr-11	2,271	28,588	120	\$255,000
Mar-11	2,018	25,728	124	\$257,375



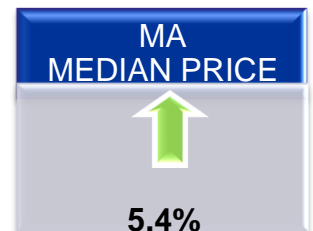
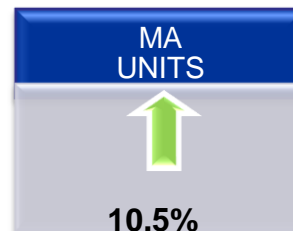
MAINE

Date	Units	Inventory	DOM	Median Price
Apr-11	889	15,922	159	\$160,000
Mar-11	743	15,202	164	\$156,500



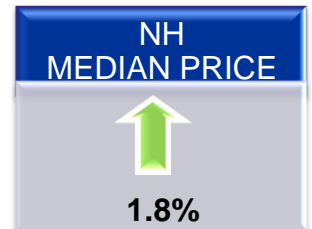

MASSACHUSETTS

Date	Units	Inventory	DOM	Median Price
Apr-11	3,833	37,319	109	\$274,000
Mar-11	3,470	34,285	115	\$259,900



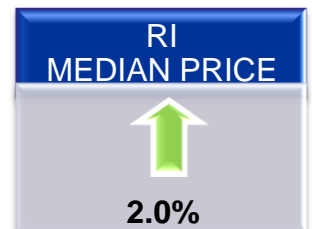
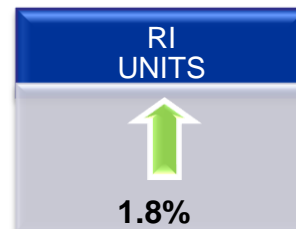
NEW HAMPSHIRE

Date	Units	Inventory	DOM	Median Price
Apr-11	1,085	16,472	154	\$176,330
Mar-11	1,028	15,316	141	\$173,250



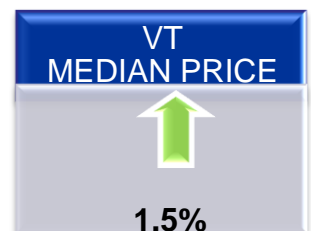
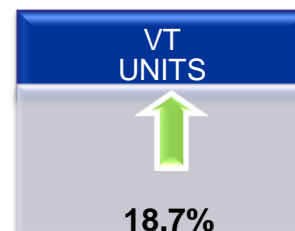
RHODE ISLAND

Date	Units	Inventory	DOM	Median Price
Apr-11	614	7,655	105	\$188,750
Mar-11	603	6,679	118	\$185,000



VERMONT

Date	Units	Inventory	DOM	Median Price
Apr-11	387	8,199	184	\$198,000
Mar-11	326	8,093	192	\$195,000





8 Strathmore Road
Natick, MA 01760
508.655.9400
www.remax.com
www.remax-newengland.com

About RE/MAX of New England, Inc

Since its inception in 1985, RE/MAX of New England has grown to over 230 offices and nearly 3,000 sales associates throughout Connecticut, Maine, Massachusetts, New Hampshire, Rhode Island and Vermont, providing residential and commercial real estate services. Read more about the industry at the RE/MAX of New England blog at www.remax-newengland.com and follow us on Twitter at @REMAXNE. RE/MAX is proud to help raise millions of dollars and support charitable organizations like Susan G. Komen For the Cure and Children's Miracle Network Hospitals.

DEFINITIONS

Transactions are the total number of closed residential transactions during the given month. Month's Supply of Inventory is the total number of residential properties listed for sale at the end of the month (active inventory) divided by the number of sales contracts signed (pending) during the month. Days on Market is the number of days that pass from the time a property is listed until the property goes under contract for all residential properties sold during the month. Median Sales Price is the median price of all residential properties sold during the month.

MLS data is provided by contracted data aggregators, RE/MAX brokerages and regional offices. While MLS data is believed to be accurate, it cannot be guaranteed. MLS data is constantly being updated, making any analysis a snapshot at a particular time. Every month the RE/MAX of New England Housing Report re-calculates the previous period's data to ensure accuracy over time. All raw data remains the intellectual property of each local MLS organization.

© copyright 2011 RE/MAX of New England, Inc