



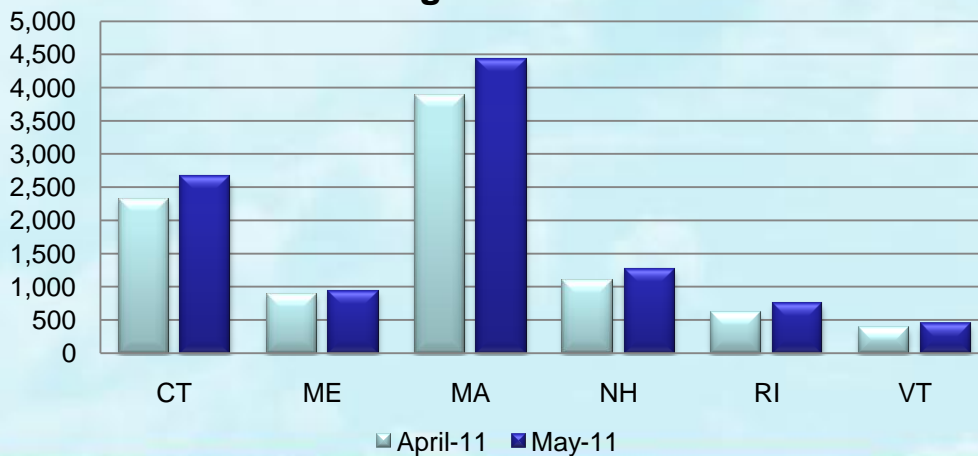
Housing Report



MARKET OVERVIEW

While year-over-year sales continue to lag, both home sales and prices increased month-over-month in May across New England, led by Rhode Island. With inventory levels down throughout the region vs the same time last year, the market is active with buyers who believe that prices have bottomed and interest rates will soon be on the rise. *"Buyers are recognizing the true value of buying real estate," said RE/MAX Executive Vice President, Jay Hummer. "We're encouraged to see buyers back in the market taking advantage of low prices and interest rates."*

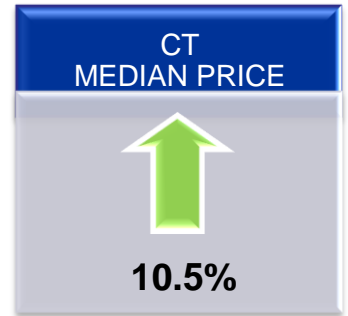

New England Units Sold



State Watch

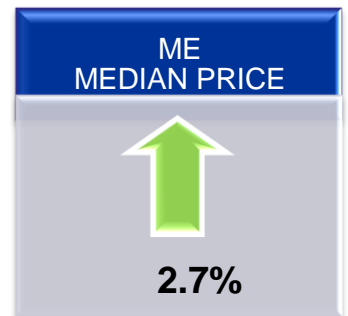

CONNECTICUT

Date	Units	Inventory	DOM	Median Price
May-11	2,651	30,655	112	\$279,500
Apr-11	2,322	28,314	120	\$253,000



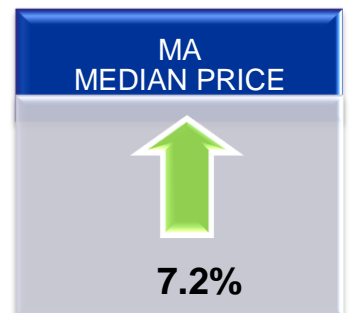

MAINE

Date	Units	Inventory	DOM	Median Price
May-11	936	17,452	167	\$164,250
Apr-11	891	16,150	159	\$160,000



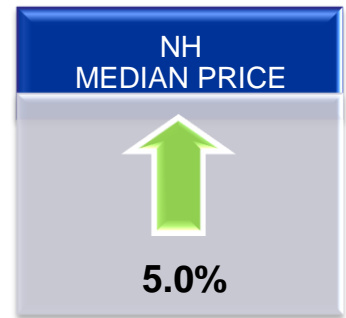

MASSACHUSETTS

Date	Units	Inventory	DOM	Median Price
May-11	4,426	39,828	101	\$292,250
Apr-11	3,879	38,092	109	\$272,500



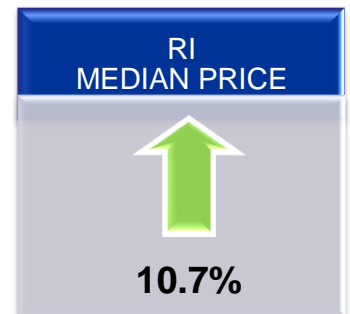

NEW HAMPSHIRE

Date	Units	Inventory	DOM	Median Price
May-11	1,265	16,901	123	\$185,000
Apr-11	1,088	15,921	154	\$176,165



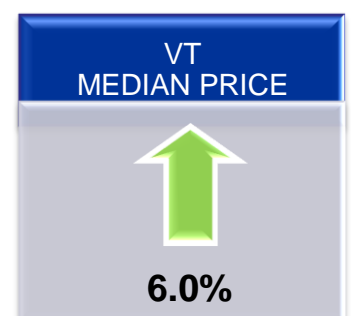
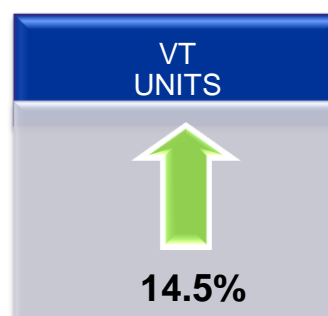
RHODE ISLAND

Date	Units	Inventory	DOM	Median Price
May-11	749	8,123	106	\$209,000
Apr-11	618	7,326	106	\$188,750



VERMONT

Date	Units	Inventory	DOM	Median Price
May-11	441	8,685	199	\$209,900
Apr-11	385	8,235	184	\$198,000





8 Strathmore Road
Natick, MA 01760
508.655.9400
www.remax.com
www.remax-newengland.com

About RE/MAX of New England, Inc

Since its inception in 1985, RE/MAX of New England has grown to over 230 offices and nearly 3,000 sales associates throughout Connecticut, Maine, Massachusetts, New Hampshire, Rhode Island and Vermont, providing residential and commercial real estate services. Read more about the industry at the RE/MAX of New England site at www.remax-newengland.com and follow us on Twitter at @REMAXNE. RE/MAX is proud to help raise millions of dollars and support charitable organizations like Susan G. Komen For the Cure and Children's Miracle Network Hospitals.

DEFINITIONS

Transactions are the total number of closed residential transactions during the given month. Month's Supply of Inventory is the total number of residential properties listed for sale at the end of the month (active inventory) divided by the number of sales contracts signed (pending) during the month. Days on Market is the number of days that pass from the time a property is listed until the property goes under contract for all residential properties sold during the month. Median Sales Price is the median price of all residential properties sold during the month.

MLS data is provided by contracted data aggregators, RE/MAX brokerages and regional offices. While MLS data is believed to be accurate, it cannot be guaranteed. MLS data is constantly being updated, making any analysis a snapshot at a particular time. Every month the RE/MAX of New England Housing Report re-calculates the previous period's data to ensure accuracy over time. All raw data remains the intellectual property of each local MLS organization.

© copyright 2011 RE/MAX of New England, Inc